ERHR60
Right Hand Reducer Cable Ladder ECL60



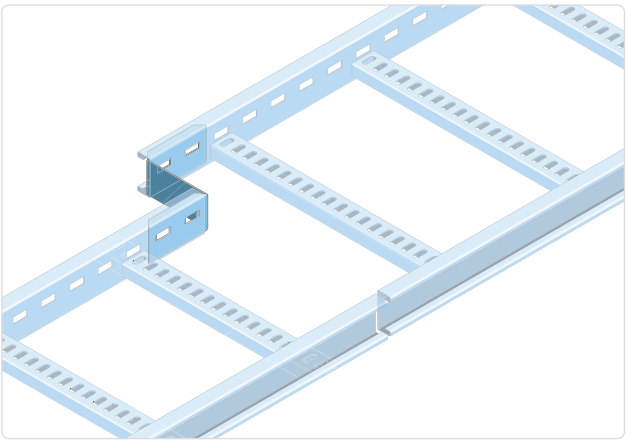

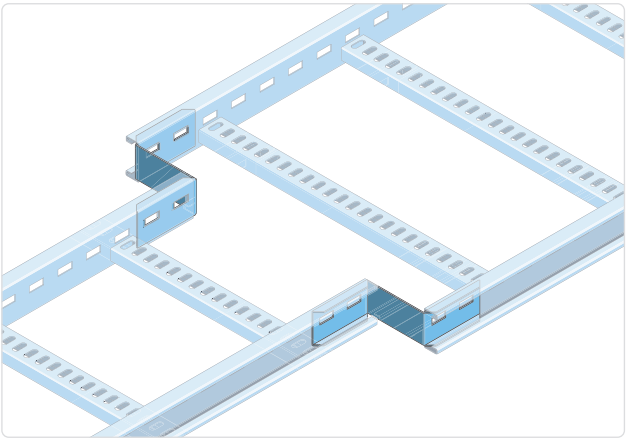

- Standard execution **hot dip galvanized carbon steel** in accordance with NEN-EN-ISO 1461
- High zinc coating thickness of **at least 60 µm**
- Also available in **stainless steel 304** and **stainless steel 316L**
- Standard accessory radius: 300 mm
- Standard accessory angle: 90°
- Other widths, angles, and radii available on request

Description

The ERHR60 Right-Hand Reducer is an accessory for the ECL60 cable ladder system, designed to create an asymmetrical width transition on the right-hand side of a cable route. The reducer enables a transition between cable ladders of different widths, with the right-hand side of the cable route being offset. To create a complete width transition, this reducer must always be combined with an additional reducer or splice plate, depending on the required configuration: an ELHR60 left-hand reducer or an ECP60 straight splice plate.

The standard version is manufactured from hot-dip galvanized carbon steel in accordance with NEN-EN-ISO 1461, featuring a zinc coating thickness of 60–70 µm. The galvanizing process is carried out after fabrication and provides corrosion protection for all surfaces, cut edges, and fixing holes. The reducer is also available in AISI 304 (1.4301) and AISI 316L (1.4404) stainless steel. A RAL powder-coated finish is also available on request.

The reducer is manufactured from 2 mm steel and is suitable for width transitions from 50 to 300 mm. The right-hand version determines the asymmetrical offset of the cable route and is combined with an ELHR60 left-hand reducer or ECP60 straight splice plate to create the complete width transition. The reducer is supplied complete with 4 × ESL-SB Eurostrut fixing sets (M10×20 carriage bolts, nuts, and washers) and is compatible with ECL60 cable ladders and associated system components.

Let op: Voor het realiseren van een volledige breedteovergang dient dit verloopstuk altijd te worden gecombineerd met een aanvullend verloop- of koppelstuk, afhankelijk van de gewenste configuratie: een verloopstuk links (ELHR60) of een recht koppelstuk (ECP60).

Technical specifications

Product Type:	Right-Hand Reducer for ECL Cable Ladder
System:	ECL60
System Height:	60 mm
Actual Height:	54 mm
Width Reduction:	50 to 300 mm
Material Thickness:	2 mm
Side Rail Perforation:	25 × 11 mm
Standard Material:	Carbon Steel
Surface Finish:	Hot-dip galvanized in accordance with NEN-EN-ISO 1461
Zinc Coating Thickness:	Minimum 60 µm
Connection Method:	Bolted
Construction:	Integrated splice plates, supplied with 4 × ESL-SB M10×20 fixing sets (carriage bolts, nuts, and washers)
Combination:	Always use in combination with an ELHR60 left-hand reducer or ECP60 straight connector
Standards:	IEC 61537, suitable for installations in accordance with NEN 1010
Configuration:	Right-hand reduction

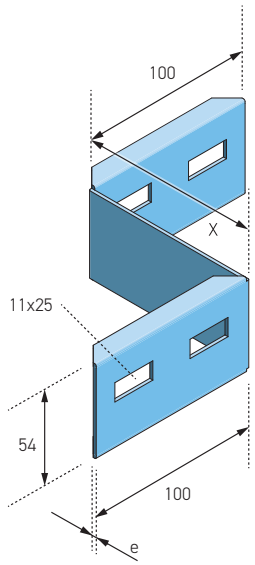

Available material variants

HDG: Hot-dip galvanized carbon steel in accordance with NEN-EN-ISO 1461, with a high coating thickness of at least 60 µm, suitable for heavy industrial and outdoor environments.
SS 304 (A2 / 1.4301): Stainless steel for indoor environments and lightly corrosive conditions.
SS 316L (A4 / 1.4404): Stainless steel with increased corrosion resistance for chemical, maritime, and offshore applications.

RAL powder coating available on request.
Other lengths, widths and radii available on request.

Variants

Article number	W mm	H mm	e mm	kg/ unit
ERHR60-50-HDG	50	54	2	0.90
ERHR60-100-HDG	100	54	2	0.98
ERHR60-150-HDG	150	54	2	1.04
ERHR60-200-HDG	200	54	2	1.06
ERHR60-250-HDG	250	54	2	1.11
ERHR60-300-HDG	300	54	2	1.17

Available material variants	Change HDG to
Hot dip galvanized	-
Stainless steel A4 / 316L	316
Stainless steel A2 / 304	304

Overview ECL Cable Ladder 60 mm

