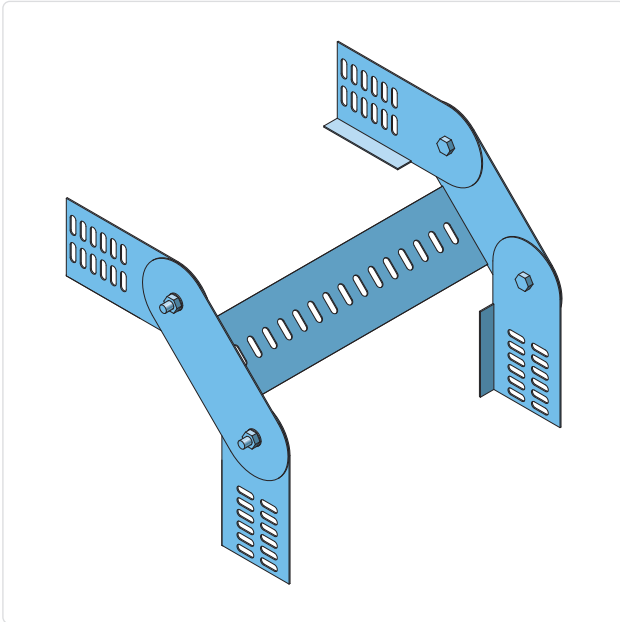


ECTFBV100

Flexibel Bend Vertical Cable Tray ECT100



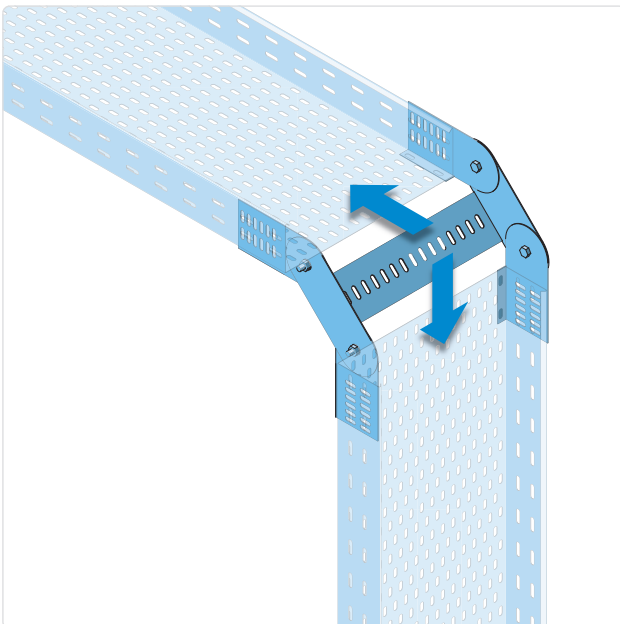
- ✓ Standard execution **hot dip galvanized carbon steel** in accordance with NEN-EN-ISO 1461
- ✓ High zinc coating thickness of **at least 60 µm**
- ✓ Also available in **pre-galvanized, stainless steel 316L** and **stainless steel 304**
- ✓ Standard width 100 - 600 mm
- ✓ Standard radius for accessories 50 mm
- ✓ Standard angles for accessories 45° and 90°
- ✓ Other widths, angles and radii available on request

Description

The ECTFBV100 vertical adjustable bend is an accessory for the ECT100 cable tray system and is used to create a variable vertical change of direction within cable routes. The adjustable design allows both upward (inside riser) and downward (outside riser) transitions to be created without the use of fixed angles. This accessory is suitable for heavy industrial, utility, and infrastructure installations where flexibility in design is required.

The standard execution is manufactured from hot-dip galvanized carbon steel in accordance with NEN-EN-ISO 1461, with a zinc coating thickness of at least 60 µm, making it suitable for industrial and outdoor environments. The hot-dip galvanizing process is applied after fabrication and provides complete surface protection, including cut edges and mounting holes. This makes the adjustable bend suitable for applications with increased corrosive and mechanical loads, in accordance with IEC 61537 and installations according to NEN 1010.

The adjustable bend is designed as a vertically adjustable accessory for direct connection to ECT100 cable trays. The segmented construction allows the desired angle to be set continuously. The design features integrated connectors and is supplied with 16x EFS08x15 fixing set (carriage bolt M08x15, nut and washer), allowing fast installation with proper alignment. The accessory is fully compatible with other ECT100 components and ensures a uniform and mechanically stable cable tray installation.



Technical specifications

| | |
|--------------------------------|---|
| Product type: | Flexible vertical bend for cable tray |
| System: | ECT100 |
| System height: | 100 mm |
| System width: | 100 to 600 mm |
| Material thickness: | 1.0 to 1.5 mm |
| Angle: | 0° - 90° |
| Radius: | 115 mm |
| Connector perforation: | 25 x 8.5 mm |
| Bottom perforation: | 25 x 8.5 mm |
| Material: | Carbon steel |
| Surface finish: | Hot dip galvanized according to NEN-EN-ISO 1461 |
| Zinc coating thickness: | Minimum 60 µm |
| Connection method: | Bolted |
| Execution: | With integrated connectors, including 16x EFS08x15 fixing set (carriage bolt M08x15, nut, and washer) |
| Standards: | IEC 61537, applicable within installations compliant with NEN 1010 |
| Direction change: | Vertical |
| Construction type: | Flexible bend |
| Bend type: | Smooth bend |
| Top cover: | No |
| Side perforation: | No |
| Bottom perforation: | Yes |

Available material variants

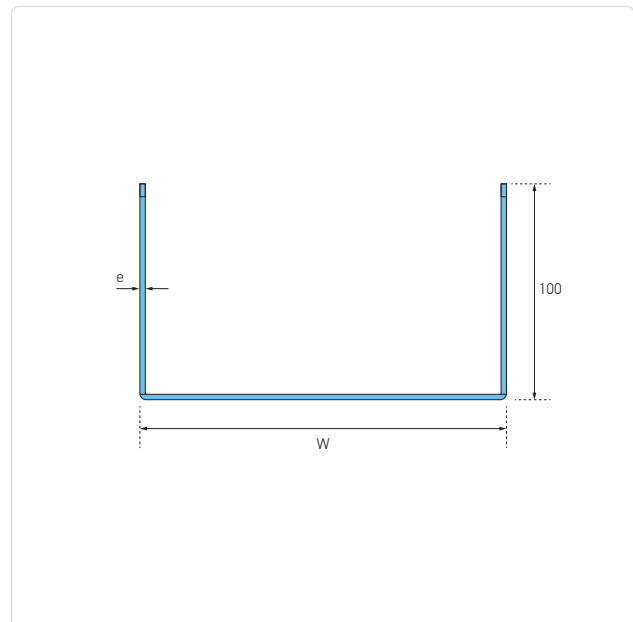
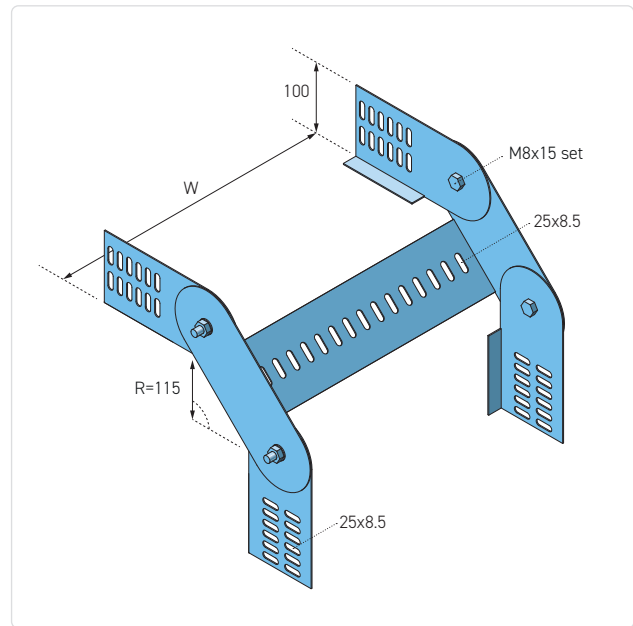
PG: Pre-galvanized steel (EN 10346), suitable for dry indoor environments and light industrial applications.

HDG: Hot-dip galvanized carbon steel in accordance with NEN-EN-ISO 1461, with a high coating thickness of at least 60 µm, suitable for heavy industrial and outdoor environments.

SS 304 (A2 / 1.4301): Stainless steel for indoor environments and lightly corrosive conditions.

SS 316L (A4 / 1.4404): Stainless steel with increased corrosion resistance for chemical, maritime, and offshore applications.

Other lengths and widths available on request.



Variants

| Article number | W mm | H mm | R mm | A deg° | e mm | kg/unit |
|-------------------|------|------|------|--------|------|---------|
| ECTFBV100-100-HDG | 95 | 100 | 115 | 0 - 90 | 1.0 | 1.06 |
| ECTFBV100-150-HDG | 145 | 100 | 115 | 0 - 90 | 1.0 | 1.15 |
| ECTFBV100-200-HDG | 195 | 100 | 115 | 0 - 90 | 1.0 | 1.17 |
| ECTFBV100-300-HDG | 295 | 100 | 115 | 0 - 90 | 1.0 | 1.23 |
| ECTFBV100-400-HDG | 395 | 100 | 115 | 0 - 90 | 1.5 | - |
| ECTFBV100-500-HDG | 495 | 100 | 115 | 0 - 90 | 1.5 | - |
| ECTFBV100-600-HDG | 595 | 100 | 115 | 0 - 90 | 1.5 | - |

| Available material variants | Change HDG to |
|-----------------------------|---------------|
| Hot dip galvanized | - |
| Pre-galvanized (PG) | PG |
| Stainless steel A4 / 316L | SS316 |
| Stainless steel A2 / 304 | SS304 |

Material thickness

| PG | SS316 | SS304 | e mm |
|------------------|---------------------|---------------------|------|
| ECTFBV100-400-PG | ECTFBV100-400-SS316 | ECTFBV100-400-SS304 | 1.0 |

